

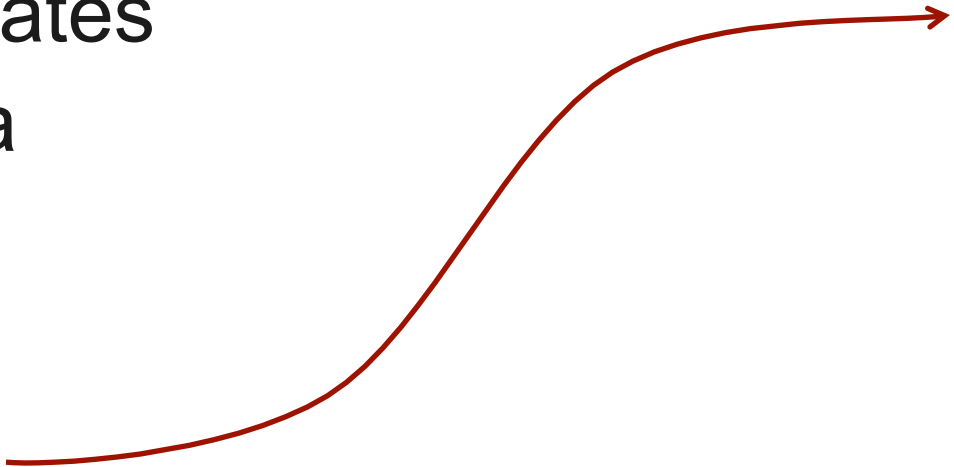
# Dickinson

## Education and Economic Development Global Business School Network

Margee M. Ensign  
President, Dickinson College  
November 2, 2017

# Rapid Demographic Change

- 2013**
- 1 China
  - 2 India
  - 3 United States
  - 4 Indonesia
  - 5 Brazil
  - 6 Pakistan
  - 7 Nigeria
  - 8 Bangladesh
  - 9 Russia
  - 10 Japan



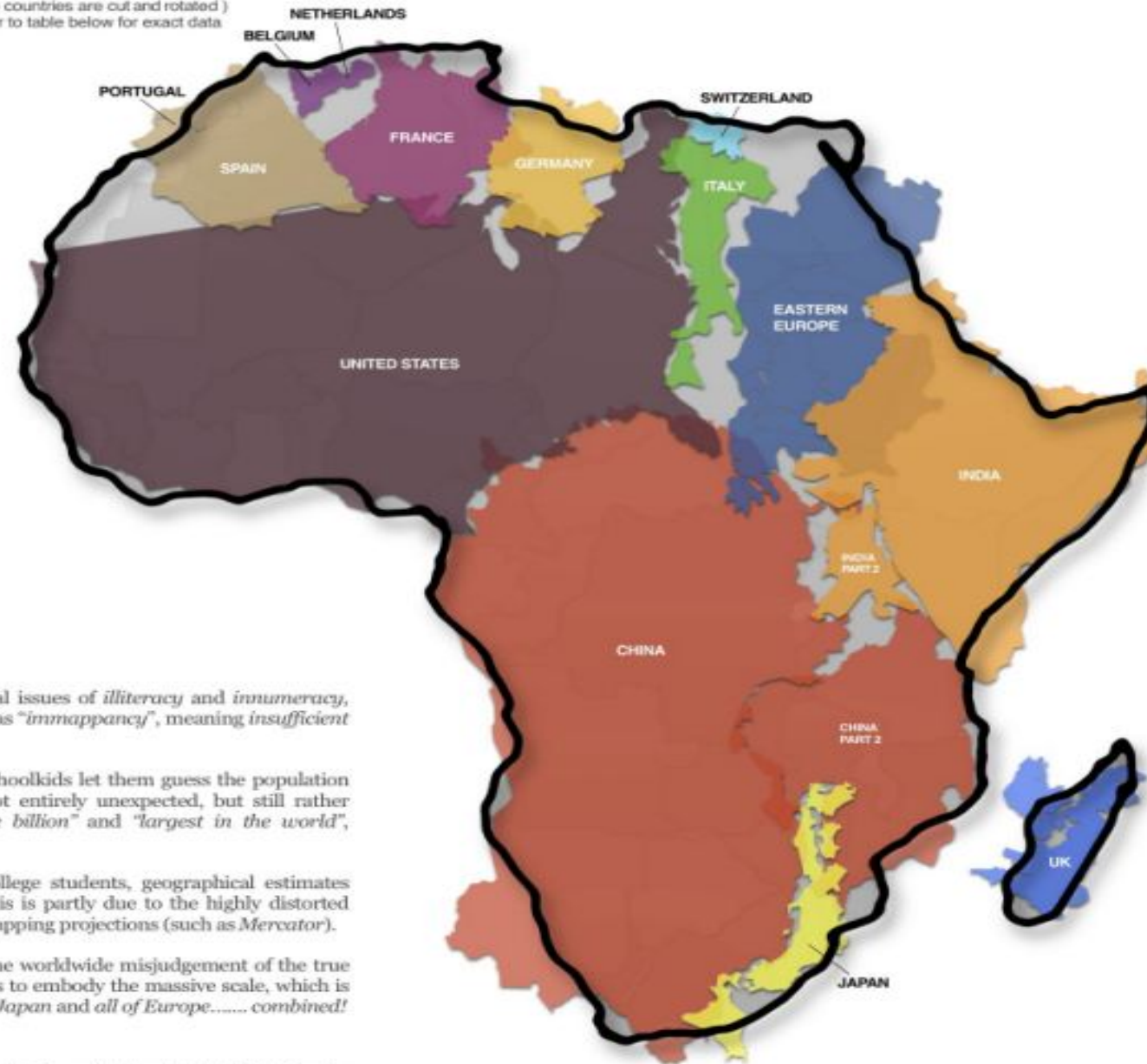
- 2045**
- 1 India
  - 2 China
  - 3 Nigeria
  - 4 United States
  - 5 Indonesia
  - 6 Pakistan
  - 7 Brazil
  - 8 Bangladesh
  - 9 Congo, Dem. Rep
  - 10 Ethiopia

# The True Size of Africa

A small contribution in the fight against rampant *immappancy*, by Kai Krause

Graphic layout for visualization only ( some countries are cut and rotated )  
But the conclusions are very accurate: refer to table below for exact data

COUNTRY	AREA x 1000 km <sup>2</sup>
China	9.597
USA	9.629
India	3.287
Mexico	1.964
Peru	1.285
France	633
Spain	506
Papua New Guinea	462
Sweden	441
Japan	378
Germany	357
Norway	324
Italy	301
New Zealand	270
United Kingdom	243
Nepal	147
Bangladesh	144
Greece	132
<b>TOTAL</b>	<b>30.102</b>
<b>AFRICA</b>	<b>30.221</b>



## Top 100 Countries

Area in square kilometers, Percentage of World Total  
Sources: Britannica, Wikipedia, Almanac 2010

	AREA km <sup>2</sup>	%	
1	Russia	17.099.242	11,50
2	Canada	9.984.670	6,70
3	China	9.596.961	6,40
4	United States	9.629.091	6,40
5	Brazil	8.514.877	5,70
6	Australia	7.692.024	5,20
7	India	3.287.283	2,30
8	Argentina	2.790.430	2,00
9	Kazakhstan	2.724.990	1,80
10	Sudan	2.505.813	1,70
11	Algeria	2.381.741	1,60
12	Congo	2.344.858	1,60
13	Greenland	2.186.080	1,50
14	Saudi Arabia	2.149.090	1,40
15	Mexico	1.964.375	1,30
16	Indonesia	1.860.360	1,30
17	Libya	1.759.540	1,20
18	Iran	1.628.750	1,10
19	Mongolia	1.564.100	1,10
20	Peru	1.285.216	0,86
21	Chad	1.284.000	0,86
22	Niger	1.267.000	0,85
23	Angola	1.246.750	0,83
24	Mali	1.240.192	0,83
25	South Africa	1.221.037	0,82
26	Colombia	1.141.748	0,76
27	Ethiopia	1.104.300	0,74
28	Bolivia	1.098.581	0,74
29	Mauritania	1.025.520	0,69
30	Egypt	1.002.000	0,67
31	Tanzania	946.087	0,63
32	Nigeria	923.769	0,62
33	Venezuela	912.550	0,61
34	Norway	824.118	0,56
35	Mozambique	801.590	0,54
36	Pakistan	796.095	0,53
37	Turkey	783.562	0,53
38	Chile	756.102	0,51
39	Zambia	752.612	0,51
40	Myanmar	676.678	0,45
41	Afghanistan	652.090	0,44
42	Somalia	637.657	0,43
43	France	632.834	0,43
44	C. African Rep	622.984	0,42
45	Ukraine	603.620	0,41
46	Malawi	587.041	0,39
47	Botswana	582.000	0,39
48	Kenya	580.367	0,39
49	Yemen	527.968	0,35
50	Thailand	513.120	0,34
51	Spain	505.992	0,34
52	Turkmenistan	486.120	0,33
53	Cameroon	475.642	0,32
54	Papua New Guinea	462.840	0,31
55	Uzbekistan	447.400	0,30
56	Morocco	446.550	0,30
57	Sweden	441.270	0,30
58	Iraq	438.217	0,29
59	Paraguay	406.752	0,27
60	Zimbabwe	390.757	0,26
61	Japan	377.930	0,25
62	Germany	357.114	0,24
63	Rep. of Congo	342.000	0,23
64	Finland	338.419	0,23
65	Vietnam	331.212	0,22
66	Malaysia	330.803	0,22
67	Norway	325.802	0,22
68	Cote d'Ivoire	322.463	0,22
69	Poland	312.685	0,21
70	Oman	309.500	0,21
71	Italy	301.336	0,20
72	Philippines	300.000	0,20
73	Burkina Faso	274.202	0,18
74	New Zealand	270.467	0,18
75	Gabon	267.668	0,18
76	Western Sahara	266.000	0,18
77	Bhutan	236.369	0,20
78	Guinea	246.457	0,17
79	United Kingdom	242.869	0,16
80	Uganda	241.000	0,16
81	Ghana	238.539	0,16
82	Romania	236.391	0,16
83	Laos	236.800	0,16
84	Oceania	214.950	0,14
85	Burkina Faso	209.000	0,14
86	Kyrgyzstan	196.851	0,13
87	Senegal	196.722	0,13
88	Syria	185.180	0,13
89	Cambodia	181.000	0,12
90	Uruguay	176.215	0,12
91	Guatemala	165.800	0,11
92	Tunisia	163.610	0,11
93	Nepal	147.181	0,10
94	Bangladesh	145.898	0,10
95	Tajikistan	143.100	0,10
96	Greece	131.857	0,09
97	Nicaragua	130.273	0,09
98	North Korea	120.526	0,08
99	Bolivia	118.484	0,08
100	Eritrea	117.600	0,08
<b>TOP 100 TOTAL</b>	<b>132.632.824</b>	<b>89,34</b>	



In addition to the well known social issues of *illiteracy* and *innumeracy*, there also should be such a concept as *"immappancy"*, meaning *insufficient geographical knowledge*.

A survey with random American schoolkids let them guess the population and land area of their country. Not entirely unexpected, but still rather unsettling, the majority chose *"1-2 billion"* and *"largest in the world"*, respectively.

Even with Asian and European college students, geographical estimates were often off by factors of 2-3. This is partly due to the highly distorted nature of the predominantly used mapping projections (such as *Mercator*).

A particularly extreme example is the worldwide misjudgement of the true size of *Africa*. This single image tries to embody the massive scale, which is larger than the *USA*, *China*, *India*, *Japan* and *all of Europe*..... *combined!*

No Rights Reserved This work is placed in the Public Domain

© Kai Krause, IO9



## AUN-API Peace and Development

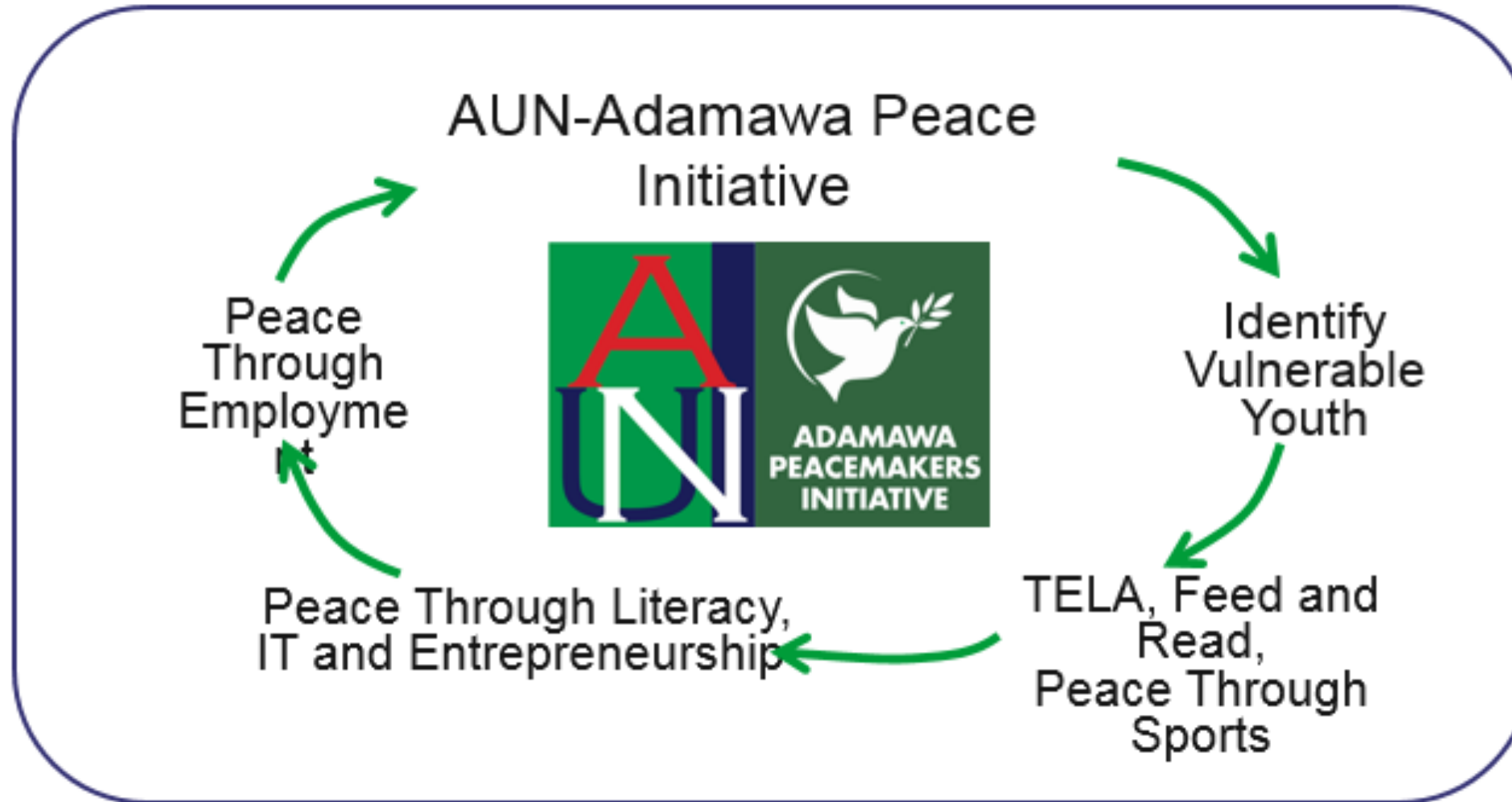
**AUN-Adamawa Peace Initiative (AUN-API) established in January 2012 –as Boko Haram threat emerged to ensure that our city and region lived in peace and harmony.**

- Focus: vulnerable youth
- Members: Prominent Christian and Muslim leaders, community/NGO leaders
- Peacemakers focus on peace, prevention and development

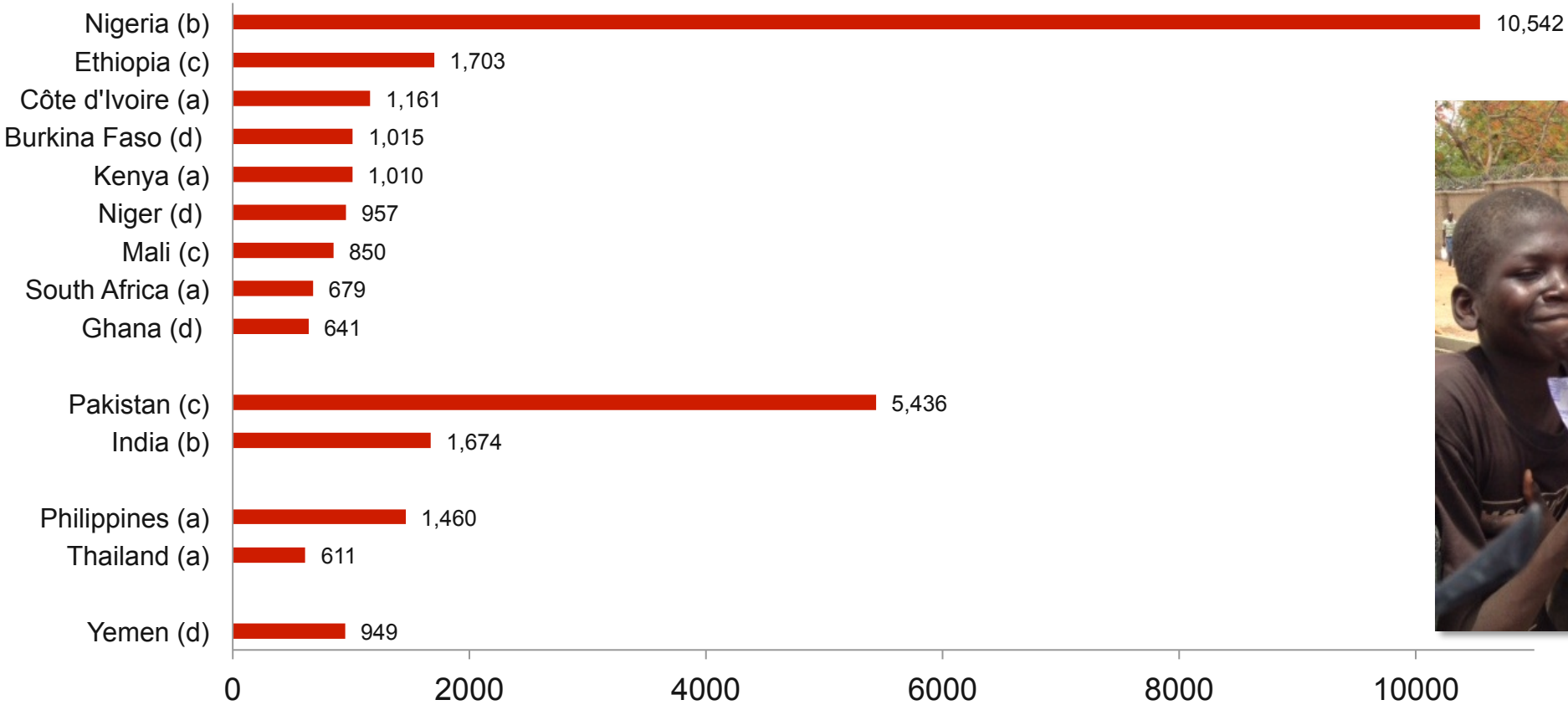




# AUN-API Pathways to Peace through Education



# Number of Out of School Children 2009-14



Source: UNESCO ,  
Notes: (a) refers to data from 2009. (b) refers to data from 2010. (c) refers to data from 2011. (d) refers to data from 2012

# Technology Enhanced Learning for All (TELA)

- 20,000 listeners to radio show written and produced by AUN faculty members and students
- 2,000 learners on tablet computers
  - Apps in Hausa and Fulfulde, written by AUN students
- Literacy and numeracy soared





## TELA: Applied Research

- AUN students and faculty worked in 750 learning centers in Yola
- Conducting research, doing statistical analysis
- Confronting great problems and finding solutions





# Waste to Wealth





# Generating Income





# Creating with Threads





# Dolls, Literacy and Employment



When women have income and are empowered:

- ✓ Girls and boys are educated
- ✓ Families are smaller and healthier
- ✓ National economic growth increases
- ✓ Corruption is reduced
- ✓ All in society benefit



# Peace Through Sports

- Unity teams: Muslim and Christian youth playing together
- Peace and entrepreneurship curriculums
- More than 400 football and volleyball teams
- 32,000 participated 2014-16



## Peace Through Sports

**“It’s either you or Boko Haram.  
There’s nothing else here for us.”**

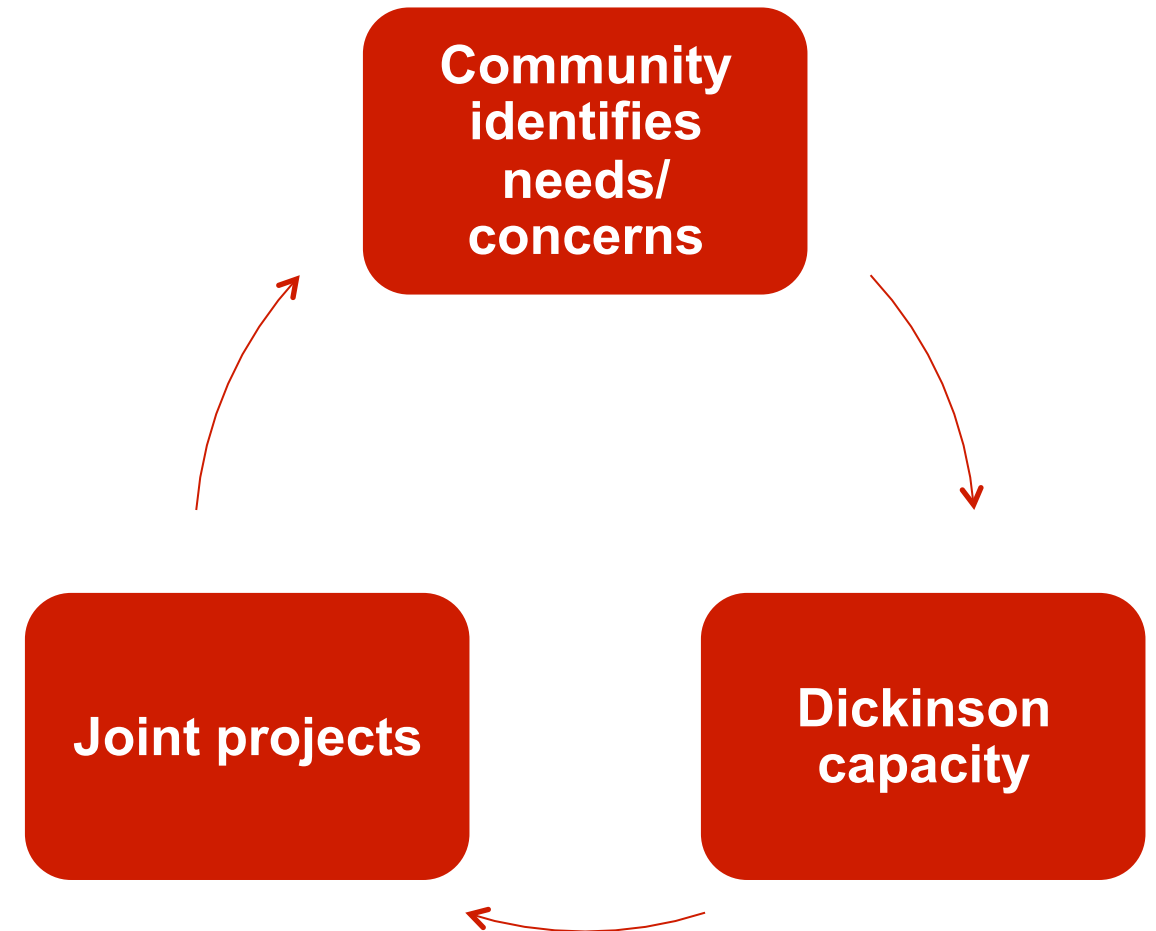


# U.S. and the World-Rapid Change

- Time of great uncertainty/polarization
- **Wonderful labor saving technologies** which have eliminated so much drudgery can bring about the loss of jobs and careers, and the destruction of communities and lives.
- Rapid changes in technology/globalization have changed the way we work, play and learn.
- U.S. facing multiple national and international challenges.
- **Positive local initiatives are essential for solving problems and advancing progress and development – colleges and universities can play key roles.**

# Dickinson: Civic Engagement

- President's Commission on Civic and Community Learning & Engagement
- Working with community leaders to gather input for strategic direction
- Embedding civic learning, community-based work and ethics in the curriculum



# Community Priorities

- Affordable housing
- Jobs (training and workforce development)
- Education – pipelines
- Childcare
- Health challenges
- Communications among non-profits, agencies, municipal leaders, citizens, etc.
- Opioid crisis
- Community/crisis (how we build community – the kind of community we are so that in crisis people are not alone)
- Parental involvement

# Dickinson: Civic Engagement

## **Helen Takacs, SINE 400: Senior Seminar in Social Innovation and Entrepreneurship**

- Using the annually collected Point-In-Time data on homeless persons, the students have developed the area's first trends analysis for the years 2012 to 2017. This research shows both the persistence of homelessness in our area and also how it is changing over time
- The students have already shared this trends analysis with some of the community organizations working to address homelessness
- The students are currently engaged in a review of best practices and innovations for addressing homelessness from around the country
- Soon, they will be interviewing community leaders to assess which of these best practices and innovations are most appropriate for our area. Students will share this research report with community organizations at the end of the semester